



# STUDENT EMAIL & APPS

\*Start at [www.cvesd.org](http://www.cvesd.org), click the [Students] tile


Quick Links



Students

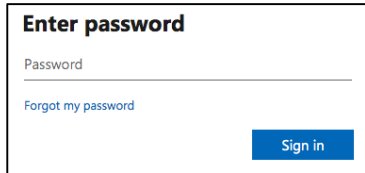

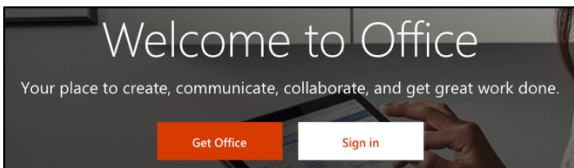


LCAP/LCFF



Outlook® Email

\*To access email: click the [Office365] tile  
 \*Sign in using your CVESD credentials



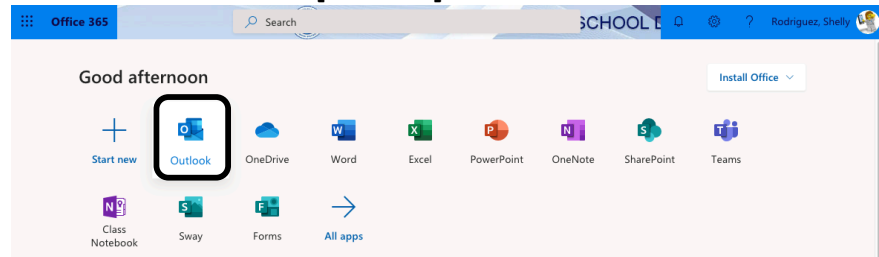
**Grades TK – 1st**

Username/email is your student ID followed by @live.cvesd.org  
 Password is first & last initial, ID number and equal sign  
 Example: Carly Villa  
 123456@live.cvesd.org  
 cv123456=

**Grades 2nd – 6th**

Username/email is your student ID followed by @live.cvesd.org  
 Password is upper first initial, lower last initial and 8-digit birthday  
 Example: Carly Villa  
 654321@live.cvesd.org  
 Cv02252009

\*Choose [Outlook] from the dashboard



☰
Office 365

Apps

O Outlook

W Word

P PowerPoint

S SharePoint

N Class Notebook

O OneDrive

X Excel

N OneNote

T Teams

S Sway

All apps
→

## Student Apps

All apps may be accessed using the student page tiles at any grade level.

**TK - 2<sup>nd</sup> grade students** are familiar with using the app tiles on the student page instead of accessing apps via the red Office365 email tile. **They may continue to do so.**

**3<sup>rd</sup> – 6<sup>th</sup> students** have already learned the next level of app access from within their email.  
 \*Choose the [Apps Launcher]  
 \*If app is not visible, choose [All Apps]  
 \*Scroll towards the bottom to see a section titled [Other]  
 \*Here you will see all CVESD available apps

☰
Back

Search all of your apps

Other

- A Achieve3000
- B Benchmark Universe
- B Benchmark Universe
- B Benchmark Universe
- C Classroom
- D Discovery Education